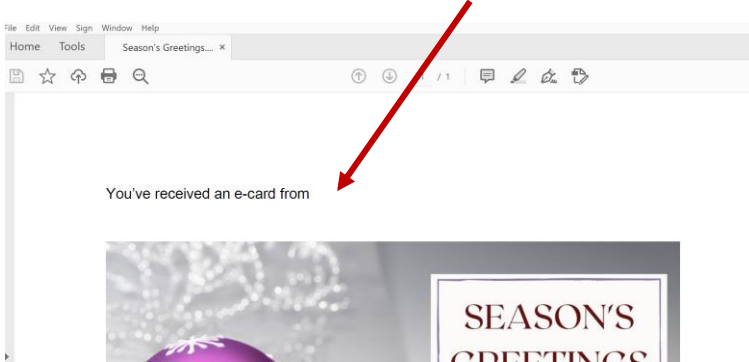
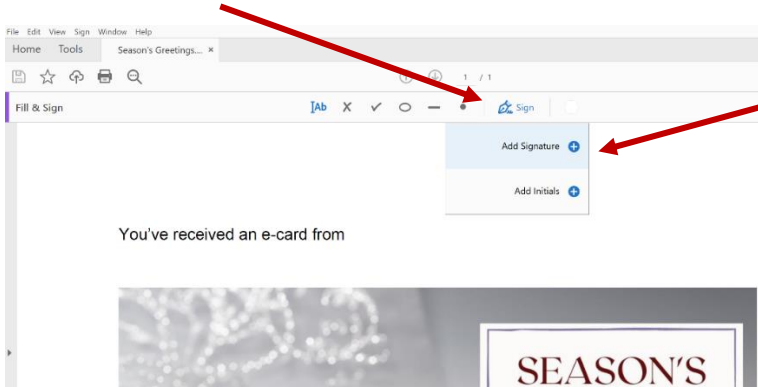


How to personalise your EPT Christmas e-card

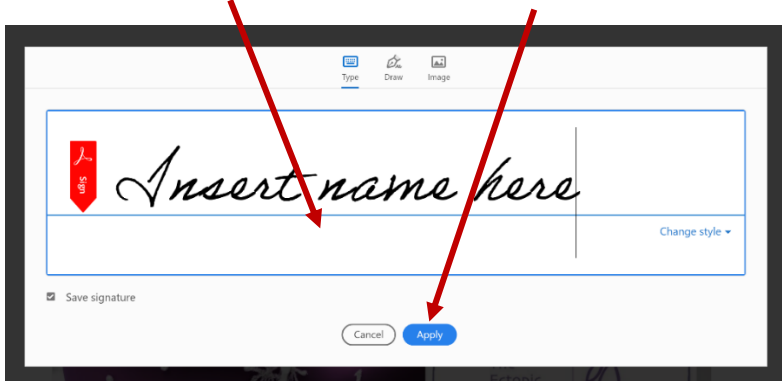
1. There is a **space at the top of the page** for you to add your name.



2. Select **Sign button** which brings up two options. Select the top option entitled **Add Signature**.



3. Type name in **box** and select **Apply button**.



4. Your name is now saved for use on the page. Place name in **space at the top of the page** and **save**. Your e-card is now ready to send.

